

Chair Mat

UNROLLING INSTRUCTIONS

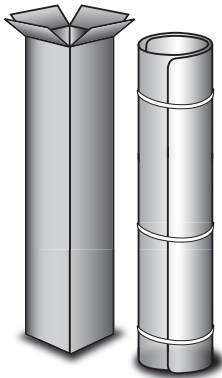
This chair mat has been rolled to reduce shipping time and cost to you.

Remove straps and allow mat to adjust to room temperature.

The warmer the chair mat the quicker it will lay flat. Try a warm room or direct sunlight.

! Prior to unrolling mat, have weighted objects handy to aid in flattening !

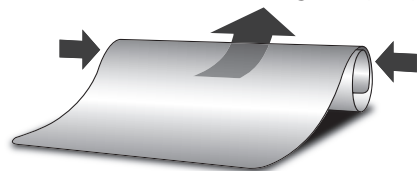
- 1** Remove chair mat from the box and cut straps. For easier unrolling, allow the chair mat to warm up to room temperature, approximately 1-2 hours.



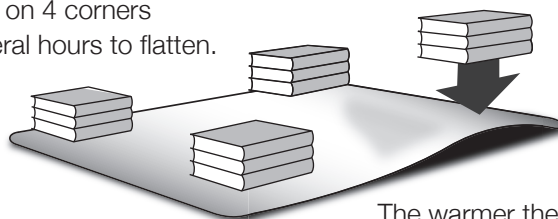
- 2** With mat on its side, pull leading edge away from mat onto flooring.



Kneel on edge to hold in place. Grasp open ends and lift to unroll. We recommend using two people.



- 3** Apply weight on 4 corners allowing several hours to flatten.



The warmer the chair mat the quicker it will lay flat. Try a warm room or direct sunlight.